REPORT OF THE JUDICIAL COUNCIL

To The

LOUISIANA STATE LEGISLATURE

In Response To

SENATE CONCURRENT RESOLUTION NO. 91

OF THE 2007 REGULAR SESSION

Regarding The

DETERMINATION OF JUDGESHIPS

* * *

MARCH 15, 2010

CONTENTS

	Page No.
Introduction	1
Work of the Committee to Review the Need for Judgeships, 2009-2010	2
Evaluation Criteria	2
Ongoing Efforts	3
Evaluation of Court Caseloads	4
Long Range Factors/Planning	5
Requests for New Judgeships	5
7th Judicial District	6
23rd Judicial District	6
27th Judicial District	6
Alexandra City Court	7
14th Judicial District	7
Conclusion	8
Appendix 1	
2009 Case Filing and Judges Needed Analysis by Judicial District	9-14
2009 Case Filing and Judges Needed Analysis by City and Parish Court	15-16
Appendix 2	
Site Team Visit Report: 14th Judicial District Court	17-26
Exhibit A	27
Exhibit B	28

INTRODUCTION

Senate Concurrent Resolution 91 (hereinafter SCR 91) of the 2007 Regular Session authorized and requested the Louisiana Supreme Court through the Judicial Council to maintain a committee to conduct a continuous and ongoing evaluation of the need for judgeships, including the basis for evaluation of this need, and to make an annual report of findings to the Legislature each year.

For many years, the Legislature has relied upon the Supreme Court through the Judicial Council to make recommendations as to pending legislation seeking to create new judgeships. By Act 163 of 2003 (R.S.13:61) this practice was codified, such that the Legislature enacted a practice whereby its applicable committees must consider these findings and recommendations when legislation creating new judgeships is being considered.

After Hurricanes Katrina and Rita, Act 16 of the First Extraordinary Session of 2006 was passed, requesting a comprehensive by the Court and the Council as to the appropriate numbers of judgeships due to populations shifts within the State.

Thereafter, the Court revamped the committee which had been responsible for the evaluation of requests for new judgeships. A comprehensive study was conducted and submitted to the Legislature. Updates to this information were submitted to the Legislature in 2008 and 2009, in response to SCR 91. Both of those reports contain detailed information regarding the historical role of the Judicial Council in the determination of judgeships, the guidelines used to evaluate requests for new judgeships, a summary of the work of the Trial Court Committee to Review the Need for judgeships, and related information.

Those reports also contained an analysis of the distribution of district court judgeships and city and parish court judgeships for courts throughout Louisiana by applying work point values approved by the Judicial Council to case filings. The 2008 report contained an analysis of filings for the period 2004 through 2007, and the 2009 report contained an analysis of filings for 2008. This report includes an analysis of filings for 2009.

The work of this committee has continued, and this report is presented in response to SCR 91 for the current year.

WORK OF THE COMMITTEE TO REVIEW THE NEED FOR JUDGESHIPS, 2009-2010

EVALUATION CRITERIA

The original evaluation criteria utilized in the evaluation of the need for judgeships was developed around 1980 by Hugh Collins ,PhD., Judicial Administrator of the Supreme Court. This formula was based upon a threshold level of hours of work during a year which it was expected a judge should achieve. The formula was based on an analysis of the various activities performed by judges, and it involved the assignment of points to the different kinds of case types (e.g., so many points to handle a felony case; fewer points to handle a misdemeanor case, etc.). Actual case filings of various types were then collected from the clerks of court. Utilizing the number of filings in particular types of cases, the formula attempts to demonstrate whether a particular judge's or district's caseload exceeds that which would be expected in a typical situation.

This same basic formula became a model which was later emulated by a

number of other states' courts in their attempts to evaluate the performance of their own courts. The formula remained basically unchanged from 1980 until 2006 and the passage of Act 16. At that time, a comprehensive re-evaluation of the protocol was conducted by a revamped committee of the Judicial Council. The membership was expanded to include clerks of court, district attorneys, legislators, and others. As a result of these efforts, the points formula has been significantly revised and updated, and recommendations for breaking down the categories into which case types were assigned were developed. These changes have been approved by the Judicial Council and the Supreme Court.

This work is now largely complete, subject to the need to constantly assess the need for further revisions. The last remaining issue which should be resolved is in the methodology relative to assessing criminal caseloads. The issue relates to the need for uniformity in the reporting of this caseload across jurisdictions. The problem arises as a result of the individual decisions of various district attorneys in billing practice, e.g. filing a single bill of information as to ten felony check counts against a single defendant, as opposed to filing ten separate one-count bills against the same defendant. Ongoing discussions are being conducted with the district attorneys, and should be expanded to include public defenders, as they are now engaged in a similar statistical analysis.

ONGOING EFFORTS

The Committee recognizes that the process of evaluating judicial workload is never static, and that it can continue to be refined and improved. For example, the subcommittee dealing with juvenile issues has requested that further study be

applied to juvenile delinquency proceedings, in order to determine whether the present point values adequately reflect the actual time normally expended on such cases.

The Committee also continues to consider whether and to what extent such additional factors as civil and criminal jury trials exceeding what is normally expected, the operation of drug courts, and other such factors may play in determining the adequacy of judicial resources.

It is obviously vital to any evaluation and assignation of work points that the information upon which such decisions are made is valid and accurate. A separate data improvement committee was created and has functioned to attempt to improve the quality and streamline the submission of the data being received from the clerks of court, and to work with the district attorneys to attempt to come up with data which will accurately reflect true criminal caseloads among the districts. A preliminary agreement to implement uniform criminal case billing systems among all district attorneys in the State has been reached, such that cases are given the same weights throughout Louisiana. The committee which had addressed these concerns has now been designated as a subcommittee of the Trial Court Committee, and this subcommittee will continue to work through that body to implement these procedures.

EVALUATION OF COURT CASE LOADS

An evaluation of case loads in the various District and City and Parish Courts, based upon filing data submitted for calendar year 2009 is attached to this report as Appendix 1.

LONG RANGE FACTORS/ PLANNING

A Long Term Subcommittee was also created to study systemic and other factors which may impact the efficiency and productivity of courts in Louisiana. This Subcommittee has begun to consider such possibilities as the merger of districts, the merger or elimination of city courts, the role played by justice of the peace courts in the administration of justice, and related issues.

A presentation has been made by the subcommittee to the Judicial Council and to a number of legislators in leadership positions. The subcommittee sought guidance as to whether this effort should be sustained, as to whether such considerations were politically feasible at the present time. The subcommittee was encouraged to continue in this effort, and its membership was expanded to include representatives from the Legislature, and from the Justices of the Peace and Constable community.

This subcommittee continues to meet and gather information and ideas for presentation in a future report.

REQUESTS FOR NEW JUDGESHIPS

As set forth in the first section of this report, an additional function of the Judicial Council is to consider applications for new judgeships and to make recommendations with respect thereto. Requests received for consideration for new judgeships this year, and the Council's recommendation with respect to each, are as follows:

7th Judicial District Court

A request was received from a private group in this Judicial District for consideration of an additional judgeship. In accordance with the General Guidelines for New Judgeships, Part A, Section 5, these requests must originate from the chief judge of the district or a majority of judges, sitting en banc, or from a legislator. The group that submitted this request did not fall into any of these categories and was advised accordingly. No follow up was ever received from the group, or from any authorized party. It was therefore determined that this request was invalid.

It is therefore the recommendation of the Judicial Council that this judgeship ***not*** be approved at this time.

23rd Judicial District Court

The 23rd Judicial District Court made an application for an additional judgeship. Partial case data was provided and reviewed by staff, but the request did not meet Criterion 4 of the General Guidelines for New Judgeships, Part C. After further dialogue with key representatives from this Judicial District, the Chief Judge requested withdrawal of the application.

It is therefore the recommendation of the Judicial Council that this judgeship ***not*** be approved at this time.

27th Judicial District Court

The 27th Judicial District Court made an application for an additional judgeship. Case data was provided and reviewed by staff, and after dialogue with

key representatives form this Judicial District, the Chief Judge requested withdrawal of the application.

It is therefore the recommendation of the Judicial Council that this judgeship ***not*** be approved at this time.

Alexandria City Court

Representative Herbert Dixon made a request for consideration of the approval of an additional judgeship in the Alexandria City Court. Certain data was compiled and shared with Representative Dixon, and it was noted that one of the primary deficiencies was lack of support under Criterion 4 of the General Guidelines for New Judgeships, Part C. After further discussion, Representative Dixon requested withdrawal of this application.

It is therefore the recommendation of the Judicial Council that this judgeship ***not*** be approved at this time.

14th Judicial District Court

The 14th Judicial District Court made a request for one additional judgeship. Data was transmitted to and from the Committee and the Court, and a site visit team was dispatched to the district. This team conducted interviews with judges and representatives from the various offices which would be affected by the request, studied other factors bearing on the recommendation, and compiled a written report which was presented to the Judicial Council. The site visit team's report is attached to this report as Appendix 2.

After consideration of the report and other input with respect to this request,

it is the recommendation of the Judicial Council that this judgeship ***not*** be approved.

CONCLUSION

The Judicial Council wishes to inform the Legislature that it has taken very seriously the mission of studying the efficient utilization of manpower in the judicial branch of government. While the magnitude of this task is certainly great, the Council commends the exhaustive effort given this task by the Trial Court Committee to Review the Need for Judgeships.

Not only the judge members on the Committee, but clerks of court, district attorneys, legislators, and staff, have all volunteered a significant amount of time to this study and to these recommendations.

There remain many issues to be considered, and possibly hard choices to be made, as illustrated by the work that is being done by the Long-Term Subcommittee. While these decisions may be difficult, the prospect of improved delivery of services from the Judiciary of Louisiana certainly merits the continued study of these issues.

Representatives of the Judicial Council and the Trial Court Committee welcome the opportunity to continue these discussions with delegates from the Legislature.

Filings, Work Points, and Judges Needed at 3,167 Work Point Threshold by Judicial District Based on 2009 Filings*

		CIVIL NON-DOMESTIC (1.51)			CIVIL DOMESTIC (2.44)			FELONY (3.9)			MISDEMEANOR (.4)			TRAFFIC (.02)		
JDC	Parish	Filings	Work Points	Judges Needed	Filings	Work Points	Judges Needed	Filings	Work Points	Judges Needed	Filings	Work Points	Judges Needed	Filings	Work Points	Judges Needed
1	Caddo	6,341	9,575	3.02	2,219	5,414	1.71	7,659	29,870	9.43	1,632	653	0.21	8,304	166	0.05
2	Bienville	498	752	0.24	67	163	0.05	191	745	0.24	594	238	0.08	4,101	82	0.03
2	Claiborne	263	397	0.13	95	232	0.07	221	862	0.27	508	203	0.06	3,640	73	0.02
2	Jackson	505	763	0.24	108	264	0.08	243	948	0.30	609	244	0.08	868	17	0.01
	Subtotal	1,266	1,912	0.60	270	659	0.21	655	2,555	0.81	1,711	684	0.22	8,609	172	0.05
3	Lincoln	695	1,049	0.33	187	456	0.14	451	1,759	0.56	1,370	548	0.17	2,568	51	0.02
3	Union	534	806	0.25	144	351	0.11	317	1,236	0.39	930	372	0.12	694	14	0.00
	Subtotal	1,229	1,856	0.59	331	808	0.26	768	2,995	0.95	2,300	920	0.29	3,262	65	0.02
4	Morehouse	665	1,004	0.32	96	234	0.07	396	1,544	0.49	914	366	0.12	2,852	57	0.02
4	Ouachita	3,483	5,259	1.66	1,205	2,940	0.93	3,487	13,599	4.29	4,445	1,778	0.56	24,723	494	0.16
	Subtotal	4,148	6,263	1.98	1,301	3,174	1.00	3,883	15,144	4.78	5,359	2,144	0.68	27,575	552	0.17
5	Franklin	623	941	0.30	125	305	0.10	172	671	0.21	628	251	0.08	902	18	0.01
5	Richland	564	852	0.27	109	266	0.08	193	753	0.24	1,080	432	0.14	2,574	51	0.02
5	West Carroll	238	359	0.11	91	222	0.07	119	464	0.15	498	199	0.06	822	16	0.01
	Subtotal	1,425	2,152	0.68	325	793	0.25	484	1,888	0.60	2,206	882	0.28	4,298	86	0.03
6	East Carroll	159	240	0.08	18	44	0.01	134	523	0.17	210	84	0.03	2,104	42	0.01
6	Madison	301	455	0.14	25	61	0.02	245	956	0.30	439	176	0.06	3,303	66	0.02
6	Tensas	195	294	0.09	4	10	0.00	269	1,049	0.33	388	155	0.05	741	15	0.00
	Subtotal	655	989	0.31	47	115	0.04	648	2,527	0.80	1,037	415	0.13	6,148	123	0.04
7	Catahoula	273	412	0.13	153	373	0.12	160	624	0.20	276	110	0.03	782	16	0.00
7	Concordia	401	606	0.19	269	656	0.21	531	2,071	0.65	789	316	0.10	586	12	0.00
	Subtotal	674	1,018	0.32	422	1,030	0.33	691	2,695	0.85	1,065	426	0.13	1,368	27	0.01
8	Winn	388	586	0.18	217	529	0.17	305	1,190	0.38	311	124	0.04	1,557	31	0.01
9	Rapides	2,794	4,219	1.33	936	2,284	0.72	1,967	7,671	2.42	3,032	1,213	0.38	13,431	269	0.08
10	Natchitoches	1,022	1,543	0.49	333	813	0.26	614	2,395	0.76	974	390	0.12	5,612	112	0.04
11	Sabine	608	918	0.29	134	327	0.10	400	1,560	0.49	1,141	456	0.14	3,250	65	0.02
12	Avoyelles	1,585	2,393	0.76	380	927	0.29	981	3,826	1.21	1,669	668	0.21	3,476	70	0.02
13	Evangeline	1,040	1,570	0.50	91	222	0.07	603	2,352	0.74	419	168	0.05	5,449	109	0.03
14	Calcasieu	4,338	6,550	2.07	2,082	5,080	1.60	2,841	11,080	3.50	5,416	2,166	0.68	12,083	242	0.08
15	Acadia	1,736	2,621	0.83	252	615	0.19	908	3,541	1.12	613	245	0.08	7,313	146	0.05
15	Lafayette	6,385	9,641	3.04	1,561	3,809	1.20	3,081	12,016	3.79	2,620	1,048	0.33	13,451	269	0.08
15	Vermilion	1,338	2,020	0.64	421	1,027	0.32	1,280	4,992	1.58	2,029	812	0.26	4,240	85	0.03
	Subtotal	9,459	14,283	4.51	2,234	5,451	1.72	5,269	20,549	6.49	5,262	2,105	0.66	25,004	500	0.16

*Determinations regarding the sufficiency of judicial resources should be based on this analysis and other factors, and on a jurisdiction by jurisdiction basis.

Filings, Work Points, and Judges Needed at 3,167 Work Point Threshold by Judicial District Based on 2009 Filings*

		CIVIL NON-DOMESTIC (1.51)			CIVIL DOMESTIC (2.44)			FELONY (3.9)			MISDEMEANOR (.4)			TRAFFIC (.02)		
JDC	Parish	Filings	Work Points	Judges Needed	Filings	Work Points	Judges Needed	Filings	Work Points	Judges Needed	Filings	Work Points	Judges Needed	Filings	Work Points	Judges Needed
16	Iberia	2,076	3,135	0.99	293	715	0.23	938	3,658	1.16	1,457	583	0.18	8,613	172	0.05
16	St. Martin	1,743	2,632	0.83	70	171	0.05	979	3,818	1.21	1,274	510	0.16	18,098	362	0.11
16	St. Mary	1,327	2,004	0.63	423	1,032	0.33	1,019	3,974	1.25	2,213	885	0.28	3,907	78	0.02
	Subtotal	5,146	7,770	2.45	786	1,918	0.61	2,936	11,450	3.62	4,944	1,978	0.62	30,618	612	0.19
17	Lafourche	2,071	3,127	0.99	657	1,603	0.51	1,456	5,678	1.79	3,848	1,539	0.49	12,212	244	0.08
18	Iberville	1,417	2,140	0.68	333	813	0.26	451	1,759	0.56	918	367	0.12	9,956	199	0.06
18	Pt. Coupee	600	906	0.29	136	332	0.10	354	1,381	0.44	1,086	434	0.14	3,682	74	0.02
18	W. Baton Rouge	628	948	0.30	266	649	0.20	291	1,135	0.36	993	397	0.13	2,283	46	0.01
	Subtotal	2,645	3,994	1.26	735	1,793	0.57	1,096	4,274	1.35	2,997	1,199	0.38	15,921	318	0.10
19	E. Baton Rouge	14,909	22,513	7.11	0	0	0.00	4,711	18,373	5.80	5,666	2,266	0.72	36,561	731	0.23
20	E. Feliciana	804	1,214	0.38	395	964	0.30	193	753	0.24	731	292	0.09	2,322	46	0.01
20	W. Feliciana	237	358	0.11	110	268	0.08	96	374	0.12	318	127	0.04	445	9	0.00
	Subtotal	1,041	1,572	0.50	505	1,232	0.39	289	1,127	0.36	1,049	420	0.13	2,767	55	0.02
21	Livingston	2,978	4,497	1.42	1,306	3,187	1.01	1,265	4,934	1.56	2,613	1,045	0.33	10,566	211	0.07
21	St. Helena	362	547	0.17	29	71	0.02	235	917	0.29	792	317	0.10	2,319	46	0.01
21	Tangipahoa	3,384	5,110	1.61	780	1,903	0.60	1,521	5,932	1.87	3,790	1,516	0.48	23,461	469	0.15
	Subtotal	6,724	10,153	3.21	2,115	5,161	1.63	3,021	11,782	3.72	7,195	2,878	0.91	36,346	727	0.23
22	St. Tammany	7,122	10,754	3.40	1,399	3,414	1.08	3,086	12,035	3.80	6,371	2,548	0.80	45,946	919	0.29
22	Washington	1,076	1,625	0.51	269	656	0.21	592	2,309	0.73	654	262	0.08	4,284	86	0.03
	Subtotal	8,198	12,379	3.91	1,668	4,070	1.29	3,678	14,344	4.53	7,025	2,810	0.89	50,230	1005	0.32
23	Ascension	3,031	4,577	1.45	913	2,228	0.70	1,612	6,287	1.99	0	0	0.00	0	0	0.00
23	Assumption	557	841	0.27	262	639	0.20	180	702	0.22	805	322	0.10	3,477	70	0.02
23	St. James	867	1,309	0.41	93	227	0.07	299	1,166	0.37	653	261	0.08	4,675	94	0.03
	Subtotal	4,455	6,727	2.12	1,268	3,094	0.98	2,091	8,155	2.57	1,458	583	0.18	8,152	163	0.05
24	Jefferson	11,285	17,040	5.38	2,265	5,527	1.75	3,633	14,169	4.47	3,211	1,284	0.41	16,509	330	0.10
25	Plaquemines	648	978	0.31	197	481	0.15	215	839	0.26	896	358	0.11	4,834	97	0.03
26	Bossier	2,287	3,453	1.09	1,049	2,560	0.81	1,670	6,513	2.06	7,101	2,840	0.90	8,020	160	0.05
26	Webster	914	1,380	0.44	317	773	0.24	813	3,171	1.00	1,415	566	0.18	5,239	105	0.03
	Subtotal	3,201	4,834	1.53	1,366	3,333	1.05	2,483	9,684	3.06	8,516	3,406	1.08	13,259	265	0.08
27	St. Landry	2,301	3,475	1.10	595	1,452	0.46	1,694	6,607	2.09	892	357	0.11	26,973	539	0.17
28	LaSalle	381	575	0.18	120	293	0.09	100	390	0.12	849	340	0.11	1,705	34	0.01
29	St. Charles	1,276	1,927	0.61	511	1,247	0.39	194	757	0.24	2,039	816	0.26	24,943	499	0.16
30	Vernon	1,010	1,525	0.48	532	1,298	0.41	587	2,289	0.72	1,363	545	0.17	9,687	194	0.06

*Determinations regarding the sufficiency of judicial resources should be based on this analysis and other factors, and on a jurisdiction by jurisdiction basis.

Filings, Work Points, and Judges Needed at 3,167 Work Point Threshold by Judicial District Based on 2009 Filings*

		CIVIL NON-DOMESTIC (1.51)			CIVIL DOMESTIC (2.44)			FELONY (3.9)			MISDEMEANOR (.4)			TRAFFIC (.02)		
JDC	Parish	Filings	Work Points	Judges Needed	Filings	Work Points	Judges Needed	Filings	Work Points	Judges Needed	Filings	Work Points	Judges Needed	Filings	Work Points	Judges Needed
31	Jefferson Davis	638	963	0.30	339	827	0.26	471	1,837	0.58	827	331	0.10	12,030	241	0.08
32	Terrebonne	2,497	3,770	1.19	1,257	3,067	0.97	1,571	6,127	1.93	3,493	1,397	0.44	24,124	482	0.15
33	Allen	496	749	0.24	234	571	0.18	308	1,201	0.38	1,115	446	0.14	2,688	54	0.02
34	St. Bernard	2,109	3,185	1.01	111	271	0.09	1,220	4,758	1.50	5,280	2,112	0.67	7,496	150	0.05
35	Grant	501	757	0.24	168	410	0.13	253	987	0.31	739	296	0.09	3,858	77	0.02
36	Beauregard	1,366	2,063	0.65	0	0	0.00	217	846	0.27	978	391	0.12	6,875	138	0.04
37	Caldwell	281	424	0.13	64	156	0.05	119	464	0.15	1,053	421	0.13	882	18	0.01
38	Cameron	293	442	0.14	6	15	0.00	218	850	0.27	1,150	460	0.15	2,761	55	0.02
39	Red River	178	269	0.08	87	212	0.07	65	254	0.08	207	83	0.03	2,151	43	0.01
40	St. John	2,087	3,151	1.00	401	978	0.31	580	2,262	0.71	2,191	876	0.28	22,691	454	0.14
42	DeSoto	850	1,284	0.41	131	320	0.10	368	1,435	0.45	1,148	459	0.14	8,828	177	0.06
	Orleans Civil	10,087	15,231	4.81	3,044	7,427	2.35	0	0	0.00	0	0	0.00	0	0	0.00
	Orleans Criminal	0	0	0.00	0	0	0.00	4,782	18,650	5.89	5,954	2,382	0.75	0	0	0.00
	Subtotal	**123,646**	**186,705**	**58.95**	**30,484**	**74,381**	**23.49**	**66,124**	**257,884**	**81.43**	**109,617**	**43,847**	**13.84**	**514,527**	**10,291**	**3.25**
	Juvenile Courts															
	Caddo	0	0	0.00	0	0	0.00	0	0	0.00	0	0	0.00	274	5	0.00
	E. Baton Rouge	0	0	0.00	0	0	0.00	0	0	0.00	0	0	0.00	587	12	0.00
	Jefferson	0	0	0.00	0	0	0.00	0	0	0.00	0	0	0.00	563	11	0.00
	Orleans	0	0	0.00	0	0	0.00	0	0	0.00	0	0	0.00	226	5	0.00
	EBR Family	0	0	0.00	4,074	9,941	3.14	0	0	0.00	0	0	0.00	0	0	0.00
	Subtotal	**0**	**0**	**0.00**	**4,074**	**9,941**	**3.14**	**0**	**0**	**0.00**	**0**	**0**	**0.00**	**1,650**	33	**0.01**
	TOTAL**	**123,646**	**186,705**	**58.95**	**34,558**	**84,322**	**26.63**	**66,124**	**257,884**	**81.43**	**109,617**	**43,847**	**13.84**	**516,177**	**10,324**	**3.26**

*Determinations regarding the sufficiency of judicial resources should be based on this analysis and other factors, and on a jurisdiction by jurisdiction basis.

Filings, Work Points, and Judges Needed at 3,167 Work Point Threshold by Judicial District Based on 2009 Filings*

		JUVENILE									TOTALS			
		CINC (2.6)			DELINQUENCY (2.6)			OTHER (.76)						
JDC	Parish	Filings	Work Points	Judges Needed	Filings	Work Points	Judges Needed	Filings	Work Points	Judges Needed	Total Filings	Work Points	Judges Needed	Actual Judges
1	Caddo	0	0	0.00	0	0	0.00	0	0	0.00	26,155	45,678	14.4	11
2	Bienville	4	10	0.00	8	21	0.01	14	11	0.00	5,477	2,022		
2	Claiborne	11	29	0.01	12	31	0.01	155	118	0.04	4,905	1,944		
2	Jackson	10	26	0.01	66	172	0.05	330	251	0.08	2,739	2,683		
	Subtotal	25	65	0.02	86	224	0.07	499	379	0.12	13,121	6,649	2.1	3
3	Lincoln	24	62	0.02	277	720	0.23	136	103	0.03	5,708	4,750		
3	Union	29	75	0.02	126	328	0.10	80	61	0.02	2,854	3,244		
	Subtotal	53	138	0.04	403	1,048	0.33	216	164	0.05	8,562	7,994	2.5	3
4	Morehouse	20	52	0.02	176	458	0.14	139	106	0.03	5,258	3,821		
4	Ouachita	114	296	0.09	121	315	0.10	782	594	0.19	38,360	25,277		
	Subtotal	134	348	0.11	297	772	0.24	921	700	0.22	43,618	29,097	9.2	11
5	Franklin	26	68	0.02	55	143	0.05	109	83	0.03	2,640	2,479		
5	Richland	10	26	0.01	52	135	0.04	100	76	0.02	4,682	2,591		
5	West Carroll	9	23	0.01	17	44	0.01	53	40	0.01	1,847	1,369		
	Subtotal	45	117	0.04	124	322	0.10	262	199	0.06	9,169	6,439	2.0	3
6	East Carroll	9	23	0.01	16	42	0.01	86	65	0.02	2,736	1,063		
6	Madison	7	18	0.01	17	44	0.01	157	119	0.04	4,494	1,894		
6	Tensas	0	0	0.00	28	73	0.02	3	2	0.00	1,628	1,598		
	Subtotal	16	42	0.01	61	159	0.05	246	187	0.06	8,858	4,556	1.4	2
7	Catahoula	6	15.6	0.00	13	34	0.01	5	4	0.00	1,668	1,589		
7	Concordia	9	23	0.01	101	263	0.08	161	122	0.04	2,847	4,068		
	Subtotal	15	39	0.01	114	296	0.09	166	126	0.04	4,515	5,657	1.8	2
8	Winn	20	52	0.02	45	117	0.04	9	7	0.00	2,852	2,636	0.8	1
9	Rapides	176	457.6	0.14	197	512	0.16	818	622	0.20	23,351	17,247	5.4	7
10	Natchitoches	17	44	0.01	174	452	0.14	1,976	1502	0.47	10,722	7,251	2.3	2
11	Sabine	18	47	0.01	75	195	0.06	130	99	0.03	5,756	3,667	1.2	1
12	Avoyelles	41	107	0.03	158	411	0.13	215	163	0.05	8,505	8,564	2.7	2
13	Evangeline	0	0	0.00	116	302	0.10	474	360	0.11	8,192	5,083	1.6	2
14	Calcasieu	307	798	0.25	532	1,383	0.44	633	481	0.15	28,232	27,781	8.8	9
15	Acadia	55	143	0.05	8	21	0.01	347	264	0.08	11,232	7,596		
15	Lafayette	407	1058	0.33	998	2,595	0.82	868	660	0.21	29,371	31,096		
15	Vermilion	76	198	0.06	99	257	0.08	171	130	0.04	9,654	9,521		
	Subtotal	538	1399	0.44	1,105	2,873	0.91	1,386	1,053	0.33	50,257	48,213	15.2	13

*Determinations regarding the sufficiency of judicial resources should be based on this analysis and other factors, and on a jurisdiction by jurisdiction basis.

Filings, Work Points, and Judges Needed at 3,167 Work Point Threshold by Judicial District Based on 2009 Filings*

		JUVENILE									TOTALS			
		CINC (2.6)			DELINQUENCY (2.6)			OTHER (.76)						
JDC	Parish	Filings	Work Points	Judges Needed	Filings	Work Points	Judges Needed	Filings	Work Points	Judges Needed	Total Filings	Work Points	Judges Needed	Actual Judges
16	Iberia	31	80.6	0.03	85	221	0.07	100	76	0.02	13,593	8,641		
16	St. Martin	79	205	0.06	58	151	0.05	352	268	0.08	22,653	8,116		
16	St. Mary	25	65	0.02	112	291	0.09	510	388	0.12	9,536	8,717		
	Subtotal	135	351	0.11	255	663	0.21	962	731	0.23	45,782	25,474	8.0	8
17	Lafourche	58	151	0.05	456	1,186	0.37	267	203	0.06	21,025	13,731	4.3	5
18	Iberville	29	75.4	0.02	126	328	0.10	114	87	0.03	13,344	5,767		
18	Pt. Coupee	16	41.6	0.01	3	8	0.00	147	112	0.04	6,024	3,288		
18	W. Baton Rouge	11	29	0.01	94	244	0.08	0	0	0.00	4,566	3,448		
	Subtotal	56	146	0.05	223	580	0.18	261	198	0.06	23,934	12,503	3.9	4
19	E. Baton Rouge	0	0	0.00	0	0	0.00	0	0	0.00	61,847	43,883	13.9	15
20	E. Feliciana	10	26	0.01	0	0	0.00	41	31	0.01	4,496	3,327		
20	W. Feliciana	0	0	0.00	29	75	0.02	0	0	0.00	1,235	1,212		
	Subtotal	10	26	0.01	29	75	0.02	41	31	0.01	5,731	4,539	1.4	2
21	Livingston	183	476	0.15	219	569	0.18	427	325	0.10	19,557	15,243		
21	St. Helena	23	60	0.02	51	133	0.04	0	0	0.00	3,811	2,089		
21	Tangipahoa	173	450	0.14	135	351	0.11	558	424	0.13	33,802	16,155		
	Subtotal	379	985	0.31	405	1,053	0.33	985	749	0.24	57,170	33,488	10.6	9
22	St. Tammany	168	437	0.14	239	621	0.20	782	594	0.19	65,113	31,323		
22	Washington	79	205	0.06	92	239	0.08	406	309	0.10	7,452	5,690		
	Subtotal	247	642	0.20	331	861	0.27	1,188	903	0.29	72,565	37,013	11.7	12
23	Ascension	75	195	0.06	594	1,544	0.49	0	0	0.00	6,225	14,831		
23	Assumption	0	0	0.00	54	140	0.04	124	94	0.03	5,459	2,809		
23	St. James	2	5	0.00	141	367	0.12	128	97	0.03	6,858	3,526		
	Subtotal	77	200	0.06	789	2,051	0.65	252	192	0.06	18,542	21,165	6.7	5
24	Jefferson	69	179.4	0.06	445	1,157	0.37	288	219	0.07	37,705	39,906	12.6	16
25	Plaquemines	23	60	0.02	64	166	0.05	15	11	0.00	6,892	2,990	0.9	2
26	Bossier	112	291	0.09	966	2,512	0.79	939	714	0.23	22,144	19,043		
26	Webster	34	88	0.03	0	0	0.00	384	292	0.09	9,116	6,375		
	Subtotal	146	380	0.12	966	2,512	0.79	1,323	1,005	0.32	31,260	25,419	8.0	6
27	St. Landry	59	153	0.05	79	205	0.06	454	345	0.11	33,047	13,133	4.1	4
28	LaSalle	12	31	0.01	16	42	0.01	59	45	0.01	3,242	1,749	0.6	1
29	St. Charles	13	34	0.01	235	611	0.19	0	0	0.00	29,211	5,889	1.9	3
30	Vernon	51	133	0.04	43	112	0.04	196	149	0.05	13,469	6,245	2.0	3

*Determinations regarding the sufficiency of judicial resources should be based on this analysis and other factors, and on a jurisdiction by jurisdiction basis.

Filings, Work Points, and Judges Needed at 3,167 Work Point Threshold by Judicial District Based on 2009 Filings*

		JUVENILE									TOTALS			
		CINC (2.6)			DELINQUENCY (2.6)			OTHER (.76)						
JDC	Parish	Filings	Work Points	Judges Needed	Filings	Work Points	Judges Needed	Filings	Work Points	Judges Needed	Total Filings	Work Points	Judges Needed	Actual Judges
31	Jefferson Davis	18	47	0.01	32	83	0.03	72	55	0.02	14,427	4,384	1.4	1
32	Terrebonne	74	192	0.06	0	0	0.00	409	311	0.10	33,425	15,347	4.8	5
33	Allen	33	86	0.03	118	307	0.10	117	89	0.03	5,109	3,502	1.1	2
34	St. Bernard	7	18	0.01	0	0	0.00	67	51	0.02	16,290	10,544	3.3	5
35	Grant	28	73	0.02	75	195	0.06	184	140	0.04	5,806	2,934	0.9	1
36	Beauregard	25	65	0.02	33	74	0.02	0	0	0.00	9,494	3,577	1.1	2
37	Caldwell	7	18	0.01	71	185	0.06	35	27	0.01	2,512	1,713	0.5	1
38	Cameron	2	5	0.00	3	8	0.00	30	23	0.01	4,463	1,858	0.6	1
39	Red River	5	13	0.00	68	177	0.06	101	77	0.02	2,862	1,127	0.4	1
40	St. John	21	55	0.02	194	504	0.16	610	464	0.15	28,775	8,745	2.8	3
42	DeSoto	49	127	0.04	68	177	0.06	126	96	0.03	11,568	4,074	1.3	2
	Orleans Civil	0	0	0.00	0	0	0.00	0	0	0.00	13,131	22,659	7.2	14
	Orleans Criminal	0	0	0.00	0	0	0.00	0	0	0.00	10,736	21,031	6.6	12
	Subtotal	**3,009**	**7,823**	**2.47**	**8,485**	**22,049**	**6.96**	**15,993**	**12,155**	**3.84**	**871,885**	**615,135**	**194.23**	**217**
	Juvenile Courts													
	Caddo	225	585	0.18	2,142	5,569	1.76	1,520	1155	0.36	4,161	7,315	2.3	3
	EBR Juvenile	178	463	0.15	2,231	5,801	1.83	3,407	2589	0.82	6,403	8,864	2.8	2
	Jefferson	469	1219	0.39	1,864	4,846	1.53	3,112	2365	0.75	6,008	8,442	2.7	3
	Orleans	144	374	0.12	610	1,586	0.50	1,819	1382	0.44	2,799	3,347	1.1	6
	EBR Family	0	0	0.00	0	0	0.00	0	0	0.00	4,074	9,941	3.1	4
	Subtotal	**1,016**	**2,642**	**0.83**	**6,847**	**17,802**	**5.62**	**9,858**	**7,492**	**2.37**	**23,445**	**37,909**	**12.0**	**18**
	TOTAL	**4,025**	**10,465**	**3.30**	**15,332**	**39,852**	**12.58**	**25,851**	**19,647**	**6.20**	**895,330**	**653,044**	**206.20**	**235**

*Determinations regarding the sufficiency of judicial resources should be based on this analysis and other factors, and on a jurisdiction by jurisdiction basis.

City and Parish Court Filings, Work Points, and Judges Needed at 3,167 Work Point Threshold Based on 2009 Filings

										JUVENILE												
	CIVIL (.25)			CRIMINAL (.4)			TRAFFIC (.02)			CINC (2.6)			DELINQUENCY (2.6)			OTHER JUVENILE (.76)			TOTALS			
City/Parish	Filings	Work Points	Judges Needed	Filings	Work Points	Judges Needed	Filings	Work Points	Judges Needed	Filings	Work Points	Judges Needed	Filings	Work Points	Judges Needed	Filings	Work Points	Judges Needed	Total Filings	Work Points	Judges Needed*	Actual Judges**
Abbeville	545	136	0.04	745	298	0.09	2,340	47	0.01	18	47	0.01	343	892	0.28	0	0	0.00	3,991	1,420	0.45	1
Alexandria	3,075	769	0.24	8,196	3278	1.04	13,576	272	0.09	0	0	0.00	0	0	0.00	0	0	0.00	24,847	4,319	1.36	1
Ascension	694	174	0.05	5,589	2236	0.71	16,008	320	0.10	10	26	0.01	189	491	0.16	12	9	0.00	22,502	3,256	1.03	1
Baker	560	140	0.04	781	312	0.10	7,919	158	0.05	0	0	0.00	0	0	0.00	0	0	0.00	9,260	611	0.19	1
Bastrop	916	229	0.07	1,108	443	0.14	2,174	43	0.01	0	0	0.00	0	0	0.00	0	0	0.00	4,198	716	0.23	1
Baton Rouge	11,977	2,994	0.95	41,173	16469	5.20	156,218	3,124	0.99	0	0	0.00	0	0	0.00	0	0	0.00	209,368	22,588	7.13	5
Bogalusa	428	107	0.03	1,300	520	0.16	1,839	37	0.01	43	112	0.04	156	406	0.13	35	27	0.01	3,801	1,208	0.38	1
Bossier City	2,431	608	0.19	3,604	1442	0.46	20,401	408	0.13	0	0	0.00	969	2,519	0.80	716	544	0.17	28,121	5,521	1.74	1
Breaux Bridge	491	123	0.04	949	380	0.12	1,617	32	0.01	0	0	0.00	118	307	0.10	0	0	0.00	3,175	841	0.27	1
Bunkie	59	15	0.00	240	96	0.03	871	17	0.01	0	0	0.00	16	42	0.01	60	46	0.01	1,246	215	0.07	1
Crowley	592	148	0.05	3,136	1254	0.40	9,635	193	0.06	24	62	0.02	184	478	0.15	13	10	0.00	13,584	2,146	0.68	1
Denham Springs	1,747	437	0.14	2,050	820	0.26	16,667	333	0.11	280	728	0.23	333	866	0.27	8	6	0.00	21,085	3,190	1.01	1
Eunice	561	140	0.04	2,011	804	0.25	3,382	68	0.02	0	0	0.00	171	445	0.14	0	0	0.00	6,125	1,457	0.46	1
Franklin	386	97	0.03	958	383	0.12	797	16	0.01	0	0	0.00	162	421	0.13	0	0	0.00	2,303	917	0.29	1
Hammond	2,387	597	0.19	3,460	1384	0.44	12,903	258	0.08	17	44	0.01	293	762	0.24	449	341	0.11	19,509	3,386	1.07	1
Houma	4,426	1,107	0.35	3,369	1348	0.43	5,990	120	0.04	0	0	0.00	1,703	4,428	1.40	305	232	0.07	15,793	7,234	2.28	1
Jeanerette	138	35	0.01	564	226	0.07	3,642	73	0.02	0	0	0.00	70	182	0.06	125	95	0.03	4,539	610	0.19	1
Jeff. 1st Parish	3,164	791	0.25	6,994	2798	0.88	73,988	1,480	0.47	0	0	0.00	0	0	0.00	0	0	0.00	84,146	5,068	1.60	2
Jeff. 2nd Parish	4,730	1,183	0.37	5,698	2279	0.72	59,962	1,199	0.38	0	0	0.00	0	0	0.00	0	0	0.00	70,390	4,661	1.47	2
Jennings	442	111	0.03	571	228	0.07	2,697	54	0.02	1	3	0.00	12	31	0.01	0	0	0.00	3,723	427	0.13	1
Kaplan	94	24	0.01	282	113	0.04	968	19	0.01	18	47	0.01	23	60	0.02	56	43	0.01	1,441	305	0.10	1
Lafayette	3,469	867	0.27	3,307	1323	0.42	28,643	573	0.18	0	0	0.00	364	946	0.30	0	0	0.00	35,783	3,709	1.17	2
Lake Charles	3,861	965	0.30	3,525	1410	0.45	13,081	262	0.08	0	0	0.00	0	0	0.00	0	0	0.00	20,467	2,637	0.83	2
Leesville	181	45	0.01	1,696	678	0.21	2,669	53	0.02	21	55	0.02	0	0	0.00	31	24	0.01	4,598	855	0.27	1
Marksville	685	171	0.05	981	392	0.12	1,614	32	0.01	0	0	0.00	99	257	0.08	0	0	0.00	3,379	853	0.27	1
Minden	503	126	0.04	1,059	424	0.13	1,311	26	0.01	0	0	0.00	90	234	0.07	0	0	0.00	2,963	810	0.26	1
Monroe	3,788	947	0.30	5,335	2134	0.67	21,248	425	0.13	33	86	0.03	414	1,076	0.34	10	8	0.00	30,828	4,676	1.48	3
Morgan City	597	149	0.05	1,016	406	0.13	1,216	24	0.01	0	0	0.00	117	304	0.10	28	21	0.01	2,974	905	0.29	1
Natchitoches	660	165	0.05	1,405	562	0.18	4,722	94	0.03	7	18	0.01	238	619	0.20	31	24	0.01	7,063	1,482	0.47	1
New Iberia	1,279	320	0.10	1,847	739	0.23	5,181	104	0.03	0	0	0.00	223	580	0.18	0	0	0.00	8,530	1,742	0.55	1
N.O. 1st City	9,210	2,303	0.73	0	0	0.00	0	0	0.00	0	0	0.00	0	0	0.00	0	0	0.00	9,210	2,303	0.73	3
N.O. 2nd City	1,784	446	0.14	0	0	0.00	0	0	0.00	0	0	0.00	0	0	0.00	0	0	0.00	1,784	446	0.14	1
N.O. Municipal	0	0	0.00	36,680	14672	4.63	0	0	0.00	0	0	0.00	0	0	0.00	0	0	0.00	36,680	14,672	4.63	4
N. O. Traffic	0	0	0.00	3,761	1504	0.48	171,010	3,420	1.08	0	0	0.00	0	0	0.00	0	0	0.00	174,771	4,925	1.55	4
Oakdale	314	79	0.02	433	173	0.05	3,102	62	0.02	0	0	0.00	113	294	0.09	0	0	0.00	3,962	608	0.19	1
Opelousas	1,279	320	0.10	1,847	739	0.23	4,505	90	0.03	12	31	0.01	485	1,261	0.40	59	45	0.01	8,187	2,486	0.78	1

*Determinations regarding the sufficiency of judicial resources should be based on this analaysis and other factors, and on a jurisdiction by jurisdiction basis.

**Not all judges are full-time.

City and Parish Court Filings, Work Points, and Judges Needed at 3,167 Work Point Threshold Based on 2009 Filings

										JUVENILE												
	CIVIL (.25)			CRIMINAL (.4)			TRAFFIC (.02)			CINC (2.6)			DELINQUENCY (2.6)			OTHER JUVENILE (.76)			TOTALS			
City/Parish	Filings	Work Points	Judges Needed	Filings	Work Points	Judges Needed	Filings	Work Points	Judges Needed	Filings	Work Points	Judges Needed	Filings	Work Points	Judges Needed	Filings	Work Points	Judges Needed	Total Filings	Work Points	Judges Needed*	Actual Judges**
Pineville	935	234	0.07	4,518	1807	0.57	2,923	58	0.02	0	0	0.00	0	0	0.00	0	0	0.00	8,376	2,099	0.66	1
Plaquemine	460	115	0.04	401	160	0.05	1,380	28	0.01	0	0	0.00	95	247	0.08	0	0	0.00	2,336	550	0.17	1
Port Allen	337	84	0.03	383	153	0.05	11,663	233	0.07	0	0	0.00	85	221	0.07	0	0	0.00	12,468	692	0.22	1
Rayne	493	123	0.04	624	250	0.08	1,801	36	0.01	0	0	0.00	50	130	0.04	0	0	0.00	2,968	539	0.17	1
Ruston	1,582	396	0.12	1,260	504	0.16	2,423	48	0.02	0	0	0.00	0	0	0.00	0	0	0.00	5,265	948	0.30	1
Shreveport	11,030	2,758	0.87	11,486	4594	1.45	41,188	824	0.26	0	0	0.00	0	0	0.00	0	0	0.00	63,704	8,176	2.58	4
Slidell	1,952	488	0.15	2,488	995	0.31	8,812	176	0.06	65	169	0.05	452	1,175	0.37	18	14	0.00	13,787	3,017	0.95	1
Springhill	479	120	0.04	1,627	651	0.21	1,363	27	0.01	0	0	0.00	265	689	0.22	51	39	0.01	3,785	1,526	0.48	1
Sulphur	1,029	257	0.08	3,093	1237	0.39	9,571	191	0.06	0	0	0.00	0	0	0.00	0	0	0.00	13,693	1,686	0.53	1
Thibodaux	1,043	261	0.08	2,815	1126	0.36	3,913	78	0.02	2	5	0.00	330	858	0.27	55	42	0.01	8,158	2,370	0.75	1
Vidalia	26	7	0.00	171	68	0.02	1,169	23	0.01	0	0	0.00	47	122	0.04	0	0	0.00	1,413	220	0.07	1
Ville Platte	692	173	0.05	1,589	636	0.20	1,908	38	0.01	0	0	0.00	141	367	0.12	0	0	0.00	4,330	1,213	0.38	1
West Monroe	1,725	431	0.14	2,468	987	0.31	3,704	74	0.02	8	21	0.01	27	70	0.02	0	0	0.00	7,932	1,584	0.50	1
Winnfield	90	23	0.01	567	227	0.07	686	14	0.00	0	0	0.00	0	0	0.00	0	0	0.00	1,343	263	0.08	1
Winnsboro	380	95	0.03	525	210	0.07	626	13	0.00	0	0	0.00	34	88	0.03	0	0	0.00	1,565	406	0.13	1
Zachary	357	89	0.03	826	330	0.10	2,099	42	0.01	0	0	0.00	0	0	0.00	0	0	0.00	3,282	462	0.15	1
TOTALS	90,063	22,516	7.11	190,511	76,204	24.06	767,125	15,343	4.84	559	1,453	0.46	8,411	21,869	6.91	2,062	1,567	0.49	1,058,731	138,952	43.87	73

*Determinations regarding the sufficiency of judicial resources should be based on this analaysis and other factors, and on a jurisdiction by jurisdiction basis.
**Not all judges are full-time.

APPENDIX 2

SITE VISIT REPORT
14TH JUDICIAL DISTRICT COURT

A timely request for consideration of an additional judgeship was submitted by the 14th Judicial District Court, Parish of Calcasieu, by letter signed by all judges dated September 16, 2009.

A Site Visit Team composed of Judge Felicia Toney Williams of the 2nd Circuit Court of Appeal; Judge Robert H. Morrison, III, of the 21st Judicial District Court and Chair of the Committee to Evaluate Requests for New Judgeships; Deputy Judicial Administrators Darryl M. Schultz and Scott Griffith; and Staff Attorneys Brian Wiggins and Robert Harper of the Judicial Administrator's Office, Supreme Court of Louisiana, convened at the 14th Judicial District Courthouse on February 9, 2010.

THE 14th JUDICIAL DISTRICT COURT

The 14th Judicial District (hereinafter, the "District") is comprised of the Parish of Calcasieu. Metropolitan areas served are the Cities of Lake Charles, DeQuincy, Sulphur and Westlake, and the Town of Vinton. In addition to the district court, city courts operate in Lake Charles and Sulphur.

The 14th Judicial District Court (hereinafter, the "14th JDC") presently has nine judges. Under the provisions of R.S. 13:621.14, these judges are elected from electoral subdistricts or sections. The judges of Divisions "F" and "H" are elected from section ; the judges of Divisions "B", "C", "D" and "G" from section 2, the judges of Divisions "A" and "E" from section 3, and the judge of Division "I" from sections 1 and 3 combined.

In addition to the elected judges, for many years, the 14th JDC has received the services of a retired judge assigned by the Supreme Court to handle mass tort cases. As of this date, this assignment remains in place. The 14th JDC also employs a Hearing Officer who handles matters such as non-support cases.

For many years, the 14th JDC has operated a separate section or sections devoted to domestic relations and juvenile court proceedings. Former R.S. 13:582.1 (Act 373 of 1984) designated a division of the 14th JDC to handle these types of cases, and in that year, Judge Billy Ezell was elected, and served in the capacity of juvenile and family judge in the District Court for many years, prior to his election to the 3rd Circuit Court of Appeal.

By Act 655 of 1999, this statute was amended and redesignated as R.S. 13: 587, under which:

> The judges of the Fourteenth Judicial District Court may, by rule adopted by a majority vote of the judges sitting en banc, designate and assign to one or more divisions of the court any or all types of juvenile matters of which the court has jurisdiction, and any or all types of domestic relations matters of which the court has jurisdiction.

Thereafter, pursuant to this authority, the judges of the 14th JDC designated Divisions "C" and "I" to hear all juvenile and family matters arising in the District.

The Site Visit Team recognizes that for many years the 14th JDC has been in the forefront in dealing with these types of cases. The judges handling juvenile and family matters have adopted a "one judge/ one family" approach to these cases, such that the same judge would hear all cases involving the same family unit, regardless of whether the case arose in the context of a divorce, delinquency, or Child in Need of Care case. The benefit in this system is that the same judge is aware of all the factors which may have a bearing on the family and its members, arising from whatever source. This District Court has been recognized as a "Model Court" by the National Council of Juvenile and Family Court Judges for the way in which it handles its docket. However, the application of these procedures can present docketing and scheduling constraints, and they may possibly result in unintended delays.

HISTORICAL BACKGROUND RELATING TO THIS REQUEST

A prior request for a new judgeship was submitted by the 14th JDC in 2007 and a Site Visit Team visited the jurisdiction in early 2008. It was noted in the Site Visit Team's February 2008 report that if a new judgeship was approved, "A majority of the judges have decided that the new judge would be assigned . . . to handle family and juvenile court matters. . .".

After an evaluation of the case load statistics and a consideration of the other criteria adopted by the Judicial Council for these evaluations, the Site Visit Team recommended against creation of a new judgeship. The following comments contained in the report of February, 2008, are of particular interest:

> The Site Visit Team is unanimous in concluding that a new judgeship is not needed in the 14th JDC at this time. In none of the last three calendar years has the work load of the nine judges reached a point where Criterion 3 has been satisfied.
> However, this conclusion does not end the matter. The team is also of the unanimous opinion that the two judges of the family divisions are overburdened and in need of assistance.
>
> The 2008 election cycle offers a unique opportunity to provide additional support to the family divisions of the 14th JDC. One of the seven general jurisdiction judges has recently retired and an election will be called to fill that seat in the Fall of 2008. As noted, R.S. 13:587 allows the judges of the 14th JDC to assign judges to handle domestic and juvenile matters. It is the recommendation of the
> Site Visit Team that the 14th JDC judges assign a docket consisting of **at least** 50% juvenile and domestic matters to the now vacant division. In the opinion of the Site Visit Team, such a split of a division's workload is contemplated by R.S. 13:587.
>
> As an aside, the Site Visit Team recommends that the 14th JDC's decision, if made, to allocate a portion of the vacant division's workload to juvenile and domestic cases should be widely publicized as soon as possible. Publication of the judges' decision will ensure that

> attorneys who are considering whether to qualify for this vacant division are fully aware that the responsibilities of this division will include substantial juvenile and domestic work.

This report was submitted to the Judicial Council on March 5, 2008. The minutes of that meeting indicate that the judges of the 14th JDC disagreed with the Site Visit Team's recommendations. At the meeting, the judges commented that ". . .the options the Site Visit Team proposed were not seen as viable by the judges in their court. . ." and ". . .that the court is still left without any help."

The suggestion that the upcoming judicial vacancy in the 14th JDC be designated as a juvenile and family division drew comments that the vacancy would be in a minority electoral subdistrict, and that attempting to permanently designate that seat for juvenile and family matters might be difficult to pass politically and might result in litigation over whether the judge in the subdistrict would have diminished jurisdiction.

Ultimately, the Judicial Council voted not to recommend the additional judgeship, but further voted to direct the 14th JDC judges to consider the problems presented and to "notify the Supreme Court within one month of the notification to their court of what their intentions, plans and time line are for the remedy of the problem that has come to the attention of the Judicial Council for a resolution. This action and directive was formalized in a memorandum to the judges of the 14th JDC dated March 17, 2008 from the Supreme Court's Judicial Administrator Hugh Collins, Ph.D.

The Chief Judge of the 14th JDC responded to the memorandum with a proposal whereby the nine judges in the District would be allocated to three separate sections, one civil, one criminal and one family and juvenile, allocated on seniority but with one judge in each section from each electoral subdistrict. The letter further requested some opinion or advice as to the legality and procedure necessary to implement such an arrangement.

In response to this request, a memorandum to the judges of the 14th JDC from Tim Averill, then Deputy Judicial Administrator and General Counsel, Supreme Court of

Louisiana, indicted that the law was unsettled as to whether the court had the authority on its own to split the criminal and civil case load, but noted the statutory authorization available for use for the designation of divisions for family and juvenile cases. This memorandum also noted that the analysis of filing data and did not indicate an even work load on a per judge basis for criminal as opposed to non-family civil cases.

PRESENT ALLOCATION OF CASE LOAD IN THE 14TH JUDICIAL DISTRICT

Subsequent to these developments, the judges in the 14th JDC, utilizing the statutory authority of R.S. 13:587, designated a third division to be assigned to handle family and juvenile court matters. This allocation was assigned to Division "H" of the Court, which was the division which had an opening based upon the retirement of the former presiding judge. This designation was publicized prior to qualifying for the election to fill the vacancy.

Presently, all juvenile and family cases are being randomly allotted among Divisions "C", "H" and "I" of the Court. The remaining cases, criminal and non-family civil cases, are allotted among the other divisions of the Court.

However, the newly-elected judge of Division "H" has expressed a concern and desire that his case load not be limited. This judge was formerly employed in the public defender's office, and realized that there would probably be some conflicts in criminal cases based on that association which would require his recusal for some period of time. Therefore, he has requested that for the present time, he be assigned an equal share of the non-family civil case load, in addition to an equal share of the juvenile and family case load.

Against this historical backdrop, the following concerns were addressed to the Site Visit Team as grounds for the request for an additional judgeship:

1- The case load and time constraints in the juvenile and family section of the Court require at least three judges;

2- The redesignation of Division "H", whereby this judge no longer handles adult criminal cases, has place a burden on the remaining judges handling these cases, and a delay in moving adult criminal cases in the system;

3- The political mood of the electorate in the subdistrict from which the judge of Division "H" is elected is that this judge should handle an adult criminal case load.

ANALYSIS UNDER THE GENERAL GUIDELINES FOR NEW JUDGESHIPS

The Judicial Council has approved evaluation criteria to be utilized in the consideration of requests for new judgeships. As applied to this particular request, the Site Visit Team has made the following determinations:

Criterion 1- The requesting court must be able to document that its judges are, on the average, engaged in working on "judicial activities" for at least 209 work days per year.

The judges of the 14th JDC have submitted documentation indicating each judge is engaged in judicial activities at least 209 work days per year. Therefore, Criterion 1 has been met.

Criterion 2- The requesting court must have a case load which by application of efficient docket management cannot be handled without undue delay.

Based upon the interviews and an analysis of filing data, the Site Visit Team does not conclude that appreciable delays exist in civil, criminal, or traffic matters. No person interviewed expressed a real concern with any delays in non-family civil cases, or in traffic cases.

However, there were concerns expressed as to delays in the processing of adult criminal cases. A major basis for these concerns was a perceived increase in the criminal caseload. The filing data appears to be inconclusive in this regard. See Exhibit A. While the number of felony charges increased from 2008 to 2009, the number of felony defendants actually decreased during this same period. The number of reported criminal jury trials had decreased from 16 in 2007 to 13 in 2008. There was a spike in non-felony DWI filings during the period, apparently due to the receipt of a grant to fund a task force for enforcement of these cases, and there was a slight increase in non-DWI misdemeanors.

However, given the manner in which the court dockets its cases, the Site Visit Team was not convinced that there were appreciable delays in this area of the 14th JDC's operations that could not be handled by efficient docket management.

On the other hand, case demands in the juvenile and family divisions of the 14th JDC remain high. No person interviewed expressed an opinion other than that the judges worked extremely hard and long hours in these divisions of the Court. The Site Visit Team concluded that this caseload could not be met by two judges.

Overall, given the current allocation of judges in the 14th JDC to the various types of cases, the Site Visit Team concludes that Criterion 2 is not met.

Criterion 3- Based upon work point values for the district courts, a court should have a work point total exceeding 3,167 work points per year by approximately 15%.

The work point analysis for the 14th JDC is attached to this report as Exhibit B. Based upon these calculations, the Site Visit Team concludes that Criterion 3 is not met. It should further be pointed out that in the last evaluation of the request from this Court in 2008, it was stated by the 14th JDC that sufficient weight was not being given to family

and juvenile proceedings. Since that analysis, the Council has approved higher work point values for these types of cases, and in the current analysis, the 14th JDC is given the highest work point values in juvenile matters based upon its "Model Court" designation.

Criterion 4- The requesting court must have assurances that the parish government, the sheriff, and the clerk of court will provide courtroom space and support personnel to the new judge.

Assurances were given that staffing for a new judgeship would be provided. There was a concern raised as to courtroom space. The juvenile and family divisions of the 14th JDC operate in a building that is set off from the main courthouse. A recent attempt to pass a tax measure to fund, among other things, a courtroom expansion failed, but there has been discussion as to a new attempt to obtain such funding.

However, as a general matter, the third division assigned to juvenile and family cases is presently being able to function in the space provided, so the Site Visit Team concludes that Criterion 5 has been met.

Criterion 5- The requesting court must meet such other requirements as the Judicial Council may deem appropriate.

While no additional requirements have been specified by the Judicial Council as to the present request, the Site Visit Team notes that the judges of the 14th JDC have essentially complied with the concerns of the Judicial Council expressed in response to this Court's 2008 request by the reallocation of work assignments to provide additional judicial resources to the Court's juvenile and family caseload.

CONCLUSION

The Site Visit Team concludes that this is a diligent and hard working court. The team further concludes that Criteria 1 and 4 are satisfied, but that Criteria 2 and 3 are not. The Site Visit Team therefore does not recommend the creation of an additional judgeship.

It appears to the Site Visit Team that many of the issues of concern presented in the present request are quite similar to those included in the 14tJDC's 2008 request. It further appears that the 14th JDC judges properly responded to the concerns expressed by the Judicial Council to the 2008 request through the use of the statutory authority allowing the 14th JDC to allocate additional judicial resources to the juvenile and family sections. The current work points attributable to juvenile and family caseload in this District would indicate the need for 2.7 judges; there are 3 judges assigned to these matters, which is about as close as could be obtainable. The allocation might be further addressed through application to the Supreme Court for a specific rule (See, e.g., Supreme Court Rule 29, Part G, Section 12 B, D and F).

There are other possible solutions to the current concerns expressed to the Site Visit Team other than creation of a new judgeship. If the political sentiment in the electoral subdistrict from which the judge of Division "H" is elected seems to indicate that this judge should be handling adult criminal cases, perhaps that judge could be assigned those cases in the future in lieu of the present civil caseload, since there seems to be no delay at all in civil caseload.

Should such a move impact the judge's time with respect to both duties, and if the other judges handling juvenile and family matters seem to be handling an inordinate load, perhaps transferring such matters as community property partitions, adoptions and exceptions to hearing officer recommendations in non-support cases to the other judges not presently handling a juvenile or family caseload would provide relief to the judges

who are.

These possibilities are merely present suggestions for further refinement of the method by which different types of cases are internally assigned by the 14th JDC. Overall, the number of judges in this District appears sufficient, and no additional judgeship is recommended.

EXHIBIT A

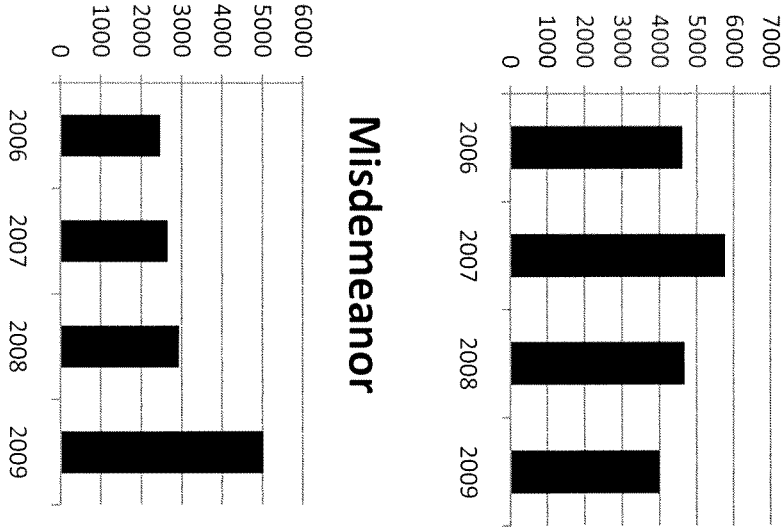
Civil
7000
6000
5000
4000
3000
2000
1000
0
2006
2007
2008
2009

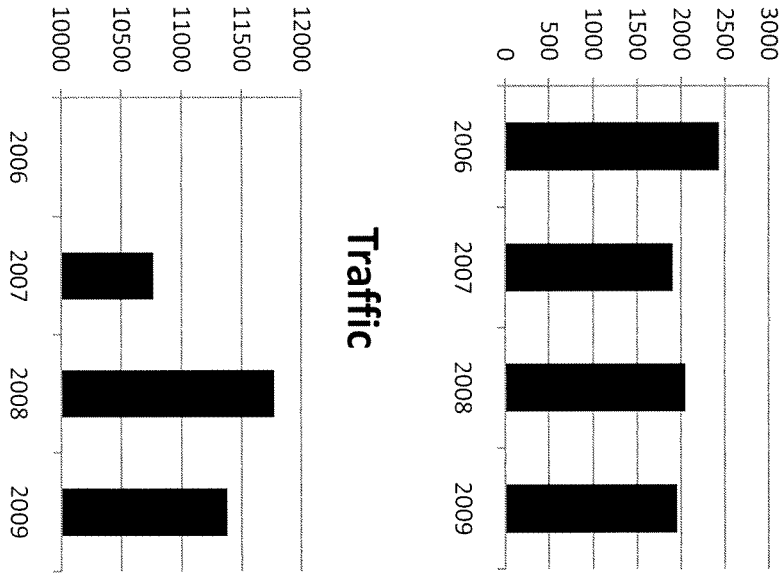
Domestic
3000
2500
2000
1500
1000
500
0
2006
2007
2008
2009

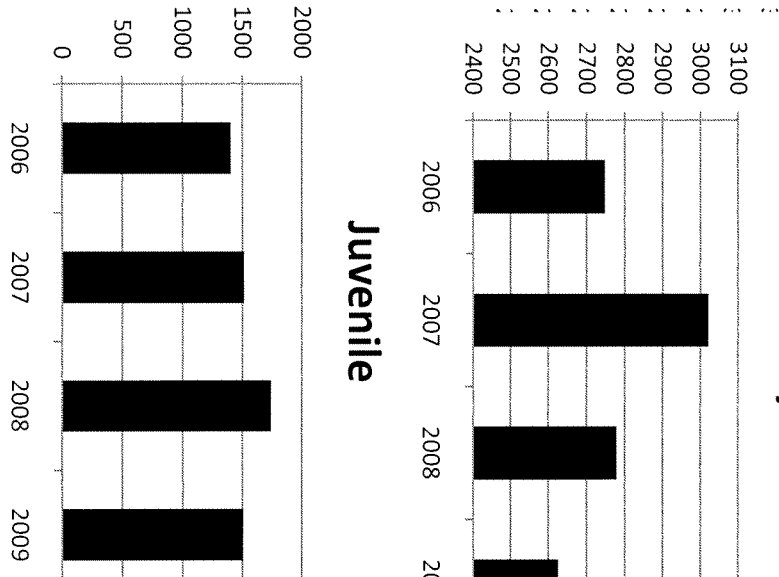
Felony
3100
3000
2900
2800
2700
2600
2500
2400
2006
2007
2008
2009

Misdemeanor
6000
5000
4000
3000
2000
1000
0
2006
2007
2008
2009

Traffic
12000
11500
11000
10500
10000
2006
2007
2008
2009

Juvenile
2000
1500
1000
500
0
2006
2007
2008
2009

14th JUDICIAL DISTRICT COURT

(Parish of Calcasieu)

EXHIBIT B

Filing Statistics as Supplied by the Clerk of Court

	2008 Filings	2008 Workload Points
Civil @ 1.51	4,676	7,060.76
Felony @ 3.9	2,779	10,838.10
Misdemeanor @ .4	2,933	1,173.20
Traffic @ .02	11,774	235.48
SUBTOTAL	3167 ÷ 19,307.54 = 6.10 judges work load	
Domestic@ 2.44	2,050	5,002.00
CINC @ 9.5	136	1,292.00
TPR @ 9.5	35	332.50
Adoption @ 9.5	90	855.00
Support @ .76	915	695.40
FINS @ 2.6	542	1,409.20
Other @ .76	25	19.00
SUBTOTAL	3167 ÷ 9,605.10 = 3.04 judges work load	

2008 TOTAL 6.10 + 3.04 = 9.14 judges work load

	2009 Filings	2009 Workload Points
Civil @ 1.51	4,005	6,047.55
Felony @ 3.9	2,626	10,241.40
Misdemeanor @ .4	5,021	2,008.40
Traffic @ .02	11,381	227.62
SUBTOTAL	3167 ÷ 18,524.97 = 5.85 judges work load	
Domestic@ 2.44	1,956	4,772.64
CINC @ 9.5	161	1,529.50
TPR @ 9.5	37	351.50
Adoption @ 9.5	94	893.00
Support @ .76	600	456.00
FINS @ 2.6	497	1,292.20
Other @ .76	17	12.00
SUBTOTAL	3167 ÷ 9,307.76 = 2.94 judges work load	

2009 TOTAL 5.85 + 2.94 = 8.79 judges work load